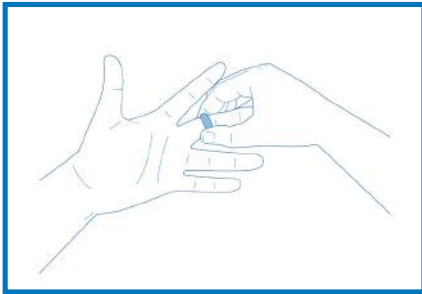
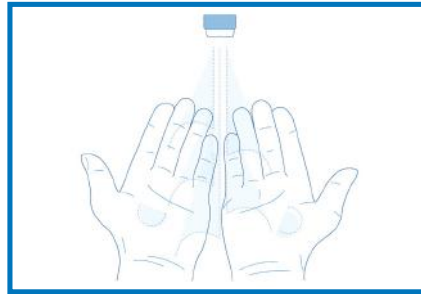


STERIWISE® INFECTION CONTROL PROTOCOL Hand Hygiene



1. Remove all jewellery, including your watch.



2. Wet your hands thoroughly under running water.



3. Immediately dispense soap onto your dripping wet hands.



4. Rub your hands vigorously to create a lather or foam, and spread the lather or foam as follows:



5. Palm to palm, with fingers interlaced;



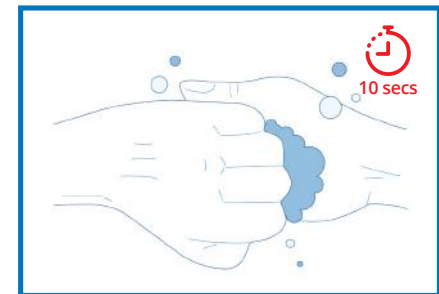
6. Rotate clasped fingertips in opposite palm in a circular motion;



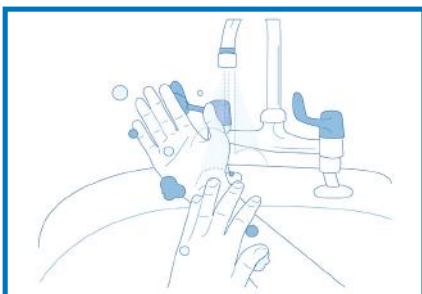
7. Right palm over left dorsum, fingers interlaced. Repeat with left palm over right dorsum;



8. Rotational rubbing of left thumb clasped in right palm. Repeat with right thumb in left palm;



9. Back of fingers to opposing palms, with fingers interlocked.



10. Thoroughly rinse the lather or foam off of your hands and wrists under running water.



11. Dry your hands thoroughly using a disposable paper towel or a clean single-use towel.



12. Dispense hand sanitiser onto your hands and rub over all areas of your hands and wrists.