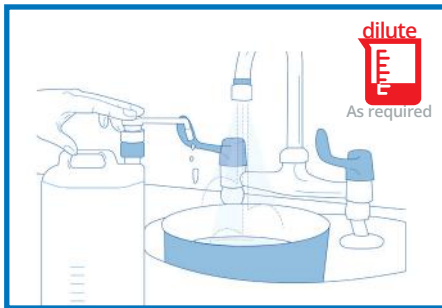




STERIWISE® INFECTION CONTROL PROTOCOL

Surface Disinfection



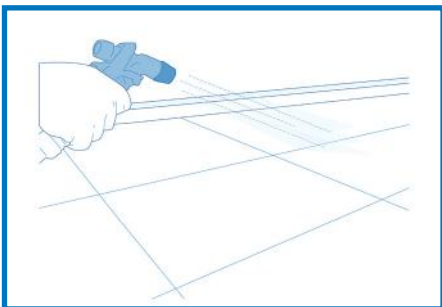
1. Dilute a detergent-disinfectant into a bucket as per the manufacturer's instructions.



2. Using the diluted solution, thoroughly mop all floors, ensuring that obvious soiling is completely removed.



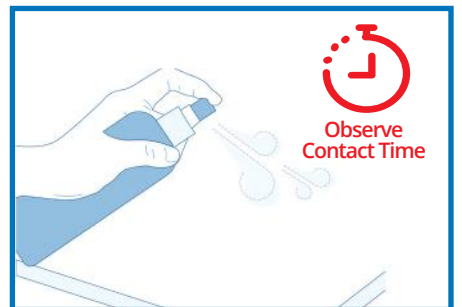
3. Using a cloth dampened with the detergent-disinfectant solution, clean all high touch surfaces.



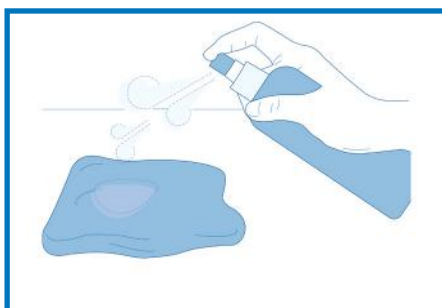
4. Rinse surfaces thoroughly (either by hosing them down where possible, or wiping them down with a cloth or mop dampened with water).



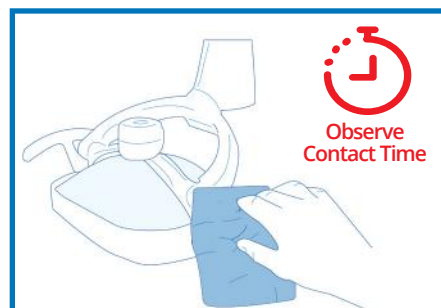
5. Using a dry cloth, dry any very wet surfaces to prevent unintended dilution of the subsequently applied disinfectants.



6. Thoroughly spray all high touch surfaces with a disinfectant, from a distance of about 30cm away, and leave to dry naturally.



7. Where items require disinfection but should not be exposed directly to a liquid spray. Dampen a clean cloth with a disinfectant spray.



8. Using the dampened cloth or a disinfecting wipe, wipe down high touch electric equipment, and leave to dry naturally.



9. Using the dampened cloth or a disinfecting wipe, wipe down all touch screens, keyboards and monitors, and leave to dry naturally.



daily, or twice daily in the context of disease outbreaks or immediately following incidents of hygienic concern.